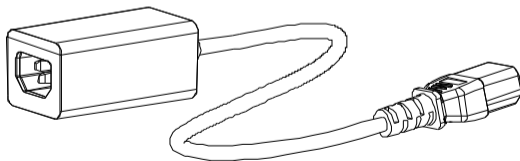
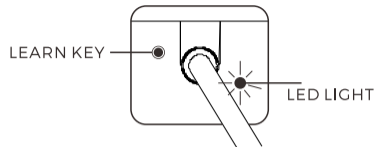
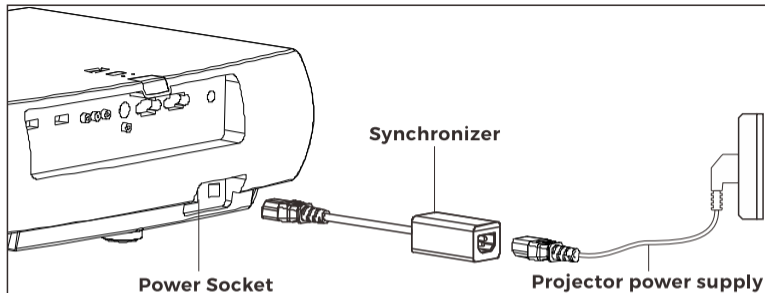


SCREEN PRO

Synchronization Trigger

USER MANUAL





Effective distance: 20m
 Power supply: 90-240v
 Electriccurrent : 20A
 Frequency: 868Mhz

Pairing:

Turn on the projector and wait for the projected image to appear. Then within 20 seconds after powering on the screen, press and hold the screen's LEARN key until the screen surface runs up and down once. Press and hold the "LEARN" key of the synchronizer for 3 seconds until the screen will run \uparrow/\downarrow , process complete.



cn.